
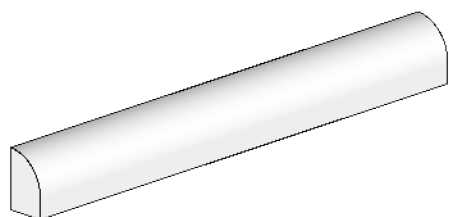


QUART DE ROND 7/16 X 11/16

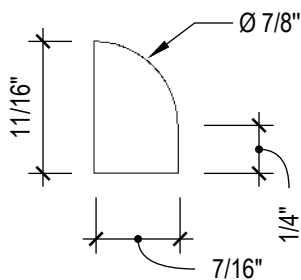


1 VUE GLOBALE

1 Échelle: 1:2

2 ÉLÉVATION

1 Échelle: 1:2



3 COUPE

1 Échelle: 1:1